

How to find us




Driving Directions

FROM M1 - Northbound or Southbound
 Exit the M1 at junction 26 and head towards Nottingham on the A610. After approximately 0.7km you will come to a roundabout junction. Take the third exit off this roundabout and continue along the A610. After approximately 1km you will see a turning on your left into Millennium Way, take this turning.

FROM Nottingham City Centre
 Head out of Nottingham on the A610 towards junction 26 of the M1. At the end of Nuthall Road you come to a roundabout junction with the B6008 (Bells Lane) and Cinderhill Road. Take the second exit at this roundabout continuing along the A610. Keep in the right hand lane. Approximately 100 metres after the roundabout junction you should take the slip road into the centre of the dual carriageway and turn right into Millennium Way, crossing the A610.

FROM Millennium Way
 Follow Millennium Way until you reach a roundabout. Take the third exit into Millennium Way East. Continue along this road and take the next right turn. Continue along one way street (Colliers Way) bearing right. At the end of Colliers Way you will find Griffin Court on your left.
 Off site parking is available at the park and ride.

Public Transport

-  **By Tram, Phoenix Park Tram Stop.**
Approximately 2 minutes walk away.
-  **By Rail, Nottingham Station.**
Approximately 20 minutes tram ride away.
-  **By Air, East Midlands Airport.**
Approximately 20 minutes drive away.

